


TEST REPORT PPP 11118B:2021 Rev. 00 TÜV SÜD Test Report for ErP verification of Ecodesign and Energy labelling requirement for Light Source Implementation measure (EU) 2019/2020 and (EU) 2019/2015	
Report No.:	70.402.20.499.08-04
Date of issue:	2021-04-25
Project handler:	Tianchen ZHANG
Testing laboratory:	TÜV SÜD Certification and Testing (China) Co., Ltd. Shanghai Branch
Address:	No. 151 Hengtong Road, 200070, Shanghai, P.R.China
Testing location:	No. 1999, Duhui Road, Shanghai, 201108, P. R. China
Client:	NINGBO HOMER ELECTRONICS LIGHTING CO.,LTD.
Client number:	097243
Address:	NO.38 JINGGANGSHAN ROAD,BEIUN 315800 Ningbo, PEOPLE'S REPUBLIC OF CHINA
Contact person:	Gu Samantha
Standard:	This TÜV SÜD test report form is based on the following requirements: (EU) 2019/2020:2019-10-01 with Corrigendum; (EU) 2019/2015:2019-03-11; (EU) 2021/341:2021-02-23; (EU) 2021/340:2020-12-17
TRF number and revision:	TRF PPP 11118B:2021 Rev.00:2021-03
TRF originated by:	TÜV SÜD Product Service, Mr./Mrs. Richard Xu (<i>product specialist</i>)
Copyright blank test report:	This test report is based on the content of the standard (see above). The test report considered selected clauses of the a.m. standard(s) and experience gained with product testing. It was prepared by TÜV SÜD Product Service. TÜV SÜD Group takes no responsibility for and will not assume liability for damages resulting from the reader's interpretation of the reproduced material due to its placement and context.
General disclaimer:	This test report may only be quoted in full. Any use for advertising purposes must be granted in writing. This report is the result of a single examination of the object in question and is not generally applicable evaluation of the quality of other products in regular production.
Scheme:	<input type="checkbox"/> TÜV Mark <input checked="" type="checkbox"/> without certification <input type="checkbox"/> EU-Directive
Non-standard test method:	<input checked="" type="checkbox"/> No <input type="checkbox"/> Yes, see details under Summary of testing
National deviations:	N/A
Number of pages (<i>Report</i>):	37
Number of pages (<i>Attachments</i>):	N/A
Compiled by:	Tianchen ZHANG (<i>Printed Name and Signature</i>)
Approved by:	Kaishuang LI (<i>Printed Name and Signature</i>)



Test Report PPP 11118B: 2021 Rev.00

Test sample:	10 pre-production samples from the factory	
Type of test object:	LED cabinet light	
Trademark:	N/A	
Model and/or type reference:	L500S25, L500S20, L500T27	
Rating(s):	12V d.c., 5.50W, 3000K, 4000K, 6500K	
Manufacturer:	NINGBO HOMER ELECTRONICS LIGHTING CO.,LTD.	
Manufacturer number:	097243	
Address:	NO.38 JINGGANGSHAN ROAD,BEIUN 315800 Ningbo, PEOPLE'S REPUBLIC OF CHINA	
Sub-contractors/ tests (clause):	N/A	
Name:	N/A	
Order description:	<input checked="" type="checkbox"/> Complete test according to TRF	
	<input type="checkbox"/> Partial test according to manufacturer's specifications	
	<input type="checkbox"/> Preliminary test	
	<input type="checkbox"/> Spot check	
	<input type="checkbox"/> Others:	
Date of order:	2020-12-30	
Date of receipt of test item:	2020-07-30	
Date(s) of performance of test:	2020-07-30 to 2021-04-25	
Test item particulars:		
Light source type:	LED light source	
- LED (Light Emitting Diode)	<input checked="" type="checkbox"/>	
- OLED (Organic Light Emitting Diode)	<input type="checkbox"/>	
- Incandescent Lamp	<input type="checkbox"/>	
- CFL (Compact Fluorescent Lamp)	<input type="checkbox"/>	
- CFLni (Compact Fluorescent Lamp without integrated ballast)	<input type="checkbox"/>	
- HL (Halogen Lamp)	<input type="checkbox"/>	
- FL (Fluorescent Lamp, including circular, U-shape, etc.)	<input type="checkbox"/>	
- LFL (Linear Fluorescent Lamp)	<input type="checkbox"/>	
- Magnetic induction light source	<input type="checkbox"/>	
- HID (High-intensity Discharge lamp, including metal halide, high-pressure sodium and mercury vapour type)	<input type="checkbox"/>	
Control gear:		
- Integrated	<input type="checkbox"/>	
- External	<input checked="" type="checkbox"/>	
Use of lamp:		

- Indoor	<input checked="" type="checkbox"/>
- Outdoor	<input type="checkbox"/>
- Industry	<input type="checkbox"/>
Envelope transparency:	
- Clear lamp	<input checked="" type="checkbox"/>
- Non-clear lamp	<input type="checkbox"/>
Dimmable lamp:	<input type="checkbox"/>
Programmable lamp:	<input type="checkbox"/>
Lamp / Module type	<input checked="" type="checkbox"/> non - directional <input type="checkbox"/> directional
Lamps with anti-glare shield:	<input type="checkbox"/>
Lamp cap installed.....	N/A
Containing product:	
- Containing product with non-separable light source(s) or/and control gear(s)	<input type="checkbox"/>
- Containing product with separable light source(s) or/and control gear(s)	<input checked="" type="checkbox"/>
Purpose of the product (Description of intended use):	
LED cabinet light for general lighting applications.	
All models are of the same light source.	
Characteristic data (not shown on the marking plate):	
Declared technical data:	
Rated voltage	(V): 12.0
Rated lamp power	(W): 5.50
Rated useful luminous flux.....	(lm): 520
Rated beam angel	(°): N/A
Rated CCT	(K): 3000, 4000, 6500
Rated life time	(h): 20000
Dimensions (mm) of containing product:	25*9*500
Weight (g) of the containing product:	125
Attachments:	
1. Photometric test record of one lamp at initial measurement	
2. Instruction on how to removed the light source	
3. Test equipment list	
General remarks:	
<p>“(see remark #)” refers to a remark appended to the report.</p> <p>“(see appended table)” refers to a table appended to the report.</p> <p>Throughout this report a comma is used as the decimal separator.</p> <p>The test results presented in this report relate only to the object tested.</p>	

This report shall not be reproduced except in full without the written approval of the testing laboratory.

Summary of testing:

For Ecodesign requirement:

The products meet the energy efficiency, functional & information requirement as specified in EU 2020/2019

For Energy labelling requirement:

Model	L500S25 3000K		L500S25 4000K		L500S25 6500K	
Requirement	Rated	Measured	Rated	Measured	Rated	Measured
η_{TM}	88	92	88	94	88	93
EE class	F	F	F	F	F	F
E_c (kWh/1000h)	6	6	6	6	6	6

Energy Efficiency Class	Total mains efficacy η_{TM} (lm/W)
A (most efficient)	$210 \leq \eta_{TM}$
B	$185 \leq \eta_{TM} < 210$
C	$160 \leq \eta_{TM} < 185$
D	$135 \leq \eta_{TM} < 160$
E	$110 \leq \eta_{TM} < 135$
F	$85 \leq \eta_{TM} < 110$
G (least efficient)	$\eta_{TM} < 85$

Remark:

1. LED light source was extracted from the product for the test according to the applicant's requirements (refer to the attachment 2 on page 36).
2. The light source of L500S25 was chosen for the test as a typical model.
3. The light source of 3000K was chosen for the full test.
4. The light source of 4000K and 6500K were chosen for the initial value test only.

☐ deviation(s) found

☒ no deviations found

Additional information on Non-standard test method(s)

Sub clause: N/A

Page: N/A

Rational: N/A

If additional information is necessary, please provide

N/A

Copy of marking plate:

Not provided

Picture of the product:

L500S25



L500T27:



L500S20:



LED light source:



Name and address of factory (ies) *(only if certification is provided):*

NINGBO HOMER ELECTRONICS LIGHTING CO.,LTD.

NO.38 JINGGANGSHAN ROAD,BEIUN, 315800 Ningbo, PEOPLE'S REPUBLIC OF CHINA

Possible test case verdicts:

test case does not apply to the test object: N/A (not applicable / not included in the order)

test object does meet the requirement: P (Pass)

test object does not meet the requirement: F (Fail)

Possible suffixes to the verdicts:

suffix for detailed information for the client: C (Comment)

suffix for important information for factory M (Manufacturing)

inspection:

Clause	Requirement + Test	Result – Remark	Verdict
(EU) 2019/2020 - Ecodesign requirement:			
0	Measurement methods		P
	Recognised state of art measurement methods incl. the one published in the Official Journal taking into account the measurement methods of (EU) 2019/2020	List all methods used	P
1.	Sample		P
	Number of sample used for test	10	P
2.	Energy efficiency requirements (Annex II, clause 1 of EU 2019/2020)		P
2.1	Maximum allowed power P_{onmax} of light source (Annex II, clause 1, (a) of EU 2019/2020)		P
	From 1 September 2021, the declared power consumption of a light source P_{on} shall not exceed the maximum allowed power P_{onmax} (in W), defined as a function of the declared useful luminous flux Φ_{use} (in lm) and the declared colour rendering index CRI (-) as follows	P_{on} : 5.50W Φ_{use} : 520lm $P_{on} \leq P_{onmax}$	P
	$P_{onmax} = C \times (L + \Phi_{use} / (F \times \eta)) \times R$	P_{onmax} : 5.83W	P
	where:		
	-The values for threshold efficacy (η in lm/W) and end loss factor (L in W) are specified in Table 1, depending on the light source type. They are constants used for computations and do not reflect true parameters of light sources. The threshold efficacy is not the minimum required efficacy; the latter can be computed by dividing the useful luminous flux by the computed maximum allowed power	η : 120 L: 1.5	P

Clause	Requirement + Test	Result – Remark	Verdict																																			
	<div>Table 1</div> <div>Threshold efficacy (η) and end loss factor (L)</div> <table><tr><th rowspan="2">Light source description</th><th>η</th><th>L</th></tr><tr><th>[lm/W]</th><th>[W]</th></tr><tr><td>LFL T5-HE</td><td>98,8</td><td>1,9</td></tr><tr><td>LFL T5-HO, $4\,000 \leq \Phi \leq 5\,000\text{ lm}$</td><td>83,0</td><td>1,9</td></tr><tr><td>LFL T5-HO, other lm output</td><td>79,0</td><td>1,9</td></tr><tr><td>FL T5 circular</td><td>79,0</td><td>1,9</td></tr><tr><td>FL T8 (including FL T8 U-shaped)</td><td>89,7</td><td>4,5</td></tr><tr><td>From 1 September 2023, for FL T8 of 2-, 4- and 5-foot</td><td>120,0</td><td>1,5</td></tr><tr><td>Magnetic induction light source, any length/flux</td><td>70,2</td><td>2,3</td></tr><tr><td>CFLni</td><td>70,2</td><td>2,3</td></tr><tr><td>FL T9 circular</td><td>71,5</td><td>6,2</td></tr><tr><td>HPS single-ended</td><td>88,0</td><td>50,0</td></tr></table>		Light source description	η	L	[lm/W]	[W]	LFL T5-HE	98,8	1,9	LFL T5-HO, $4\,000 \leq \Phi \leq 5\,000\text{ lm}$	83,0	1,9	LFL T5-HO, other lm output	79,0	1,9	FL T5 circular	79,0	1,9	FL T8 (including FL T8 U-shaped)	89,7	4,5	From 1 September 2023, for FL T8 of 2-, 4- and 5-foot	120,0	1,5	Magnetic induction light source, any length/flux	70,2	2,3	CFLni	70,2	2,3	FL T9 circular	71,5	6,2	HPS single-ended	88,0	50,0	P
Light source description	η	L																																				
	[lm/W]	[W]																																				
LFL T5-HE	98,8	1,9																																				
LFL T5-HO, $4\,000 \leq \Phi \leq 5\,000\text{ lm}$	83,0	1,9																																				
LFL T5-HO, other lm output	79,0	1,9																																				
FL T5 circular	79,0	1,9																																				
FL T8 (including FL T8 U-shaped)	89,7	4,5																																				
From 1 September 2023, for FL T8 of 2-, 4- and 5-foot	120,0	1,5																																				
Magnetic induction light source, any length/flux	70,2	2,3																																				
CFLni	70,2	2,3																																				
FL T9 circular	71,5	6,2																																				
HPS single-ended	88,0	50,0																																				
	<table><tr><th rowspan="2">Light source description</th><th>η</th><th>L</th></tr><tr><th>[lm/W]</th><th>[W]</th></tr><tr><td>HPS double-ended</td><td>78,0</td><td>47,7</td></tr><tr><td>MH $\leq 405\text{ W}$ single-ended</td><td>84,5</td><td>7,7</td></tr><tr><td>MH $> 405\text{ W}$ single-ended</td><td>79,3</td><td>12,3</td></tr><tr><td>MH ceramic double-ended</td><td>84,5</td><td>7,7</td></tr><tr><td>MH quartz double-ended</td><td>79,3</td><td>12,3</td></tr><tr><td>Organic light-emitting diode (OLED)</td><td>65,0</td><td>1,5</td></tr><tr><td>Until 1 September 2023: HL G9, G4 and GY6.35</td><td>19,5</td><td>7,7</td></tr><tr><td>HL R7s $\leq 2\,700\text{ lm}$</td><td>26,0</td><td>13,0</td></tr><tr><td>Other light sources in scope not mentioned above</td><td>120,0</td><td>1,5 (*)</td></tr></table> <div>(*) For connected light sources (CLS) a factor L = 2,0 shall be applied.</div>		Light source description	η	L	[lm/W]	[W]	HPS double-ended	78,0	47,7	MH $\leq 405\text{ W}$ single-ended	84,5	7,7	MH $> 405\text{ W}$ single-ended	79,3	12,3	MH ceramic double-ended	84,5	7,7	MH quartz double-ended	79,3	12,3	Organic light-emitting diode (OLED)	65,0	1,5	Until 1 September 2023: HL G9, G4 and GY6.35	19,5	7,7	HL R7s $\leq 2\,700\text{ lm}$	26,0	13,0	Other light sources in scope not mentioned above	120,0	1,5 (*)	P			
Light source description	η	L																																				
	[lm/W]	[W]																																				
HPS double-ended	78,0	47,7																																				
MH $\leq 405\text{ W}$ single-ended	84,5	7,7																																				
MH $> 405\text{ W}$ single-ended	79,3	12,3																																				
MH ceramic double-ended	84,5	7,7																																				
MH quartz double-ended	79,3	12,3																																				
Organic light-emitting diode (OLED)	65,0	1,5																																				
Until 1 September 2023: HL G9, G4 and GY6.35	19,5	7,7																																				
HL R7s $\leq 2\,700\text{ lm}$	26,0	13,0																																				
Other light sources in scope not mentioned above	120,0	1,5 (*)																																				
	-Basic values for correction factor (C) depending on light source type, and additions to C for special light source features are specified in Table 2.	C: 1.00 (CRI=80)	P																																			

Clause	Requirement + Test	Result – Remark	Verdict																										
	<div>Table 2</div> <div>Correction factor C depending on light source characteristics</div> <table><thead><tr><th>Light source type</th><th>Basic C value</th></tr></thead><tbody><tr><td>Non-directional (NDLS) not operating on mains (NMLS)</td><td>1,00</td></tr><tr><td>Non-directional (NDLS) operating on mains (MLS)</td><td>1,08</td></tr><tr><td>Directional (DLS) not operating on mains (NMLS)</td><td>1,15</td></tr><tr><td>Directional (DLS) operating on mains (MLS)</td><td>1,23</td></tr><tr><th>Special light source feature</th><th>Bonus on C</th></tr><tr><td>FL or HID with CCT > 5 000 K</td><td>+0,10</td></tr><tr><td>FL with CRI > 90</td><td>0,10</td></tr><tr><td>HID with second envelope</td><td>+0,10</td></tr><tr><td>MH NDLS > 405 W with non-clear envelope</td><td>+0,10</td></tr><tr><td>DLS with anti-glare shield</td><td>+0,20</td></tr><tr><td>Colour-tuneable light source (CTLS)</td><td>+0,10</td></tr><tr><td>High luminance light sources (HLLS)</td><td>$+0,0058 \cdot \text{Luminance-HLLS} - 0,0167$</td></tr></tbody></table>		Light source type	Basic C value	Non-directional (NDLS) not operating on mains (NMLS)	1,00	Non-directional (NDLS) operating on mains (MLS)	1,08	Directional (DLS) not operating on mains (NMLS)	1,15	Directional (DLS) operating on mains (MLS)	1,23	Special light source feature	Bonus on C	FL or HID with CCT > 5 000 K	+0,10	FL with CRI > 90	0,10	HID with second envelope	+0,10	MH NDLS > 405 W with non-clear envelope	+0,10	DLS with anti-glare shield	+0,20	Colour-tuneable light source (CTLS)	+0,10	High luminance light sources (HLLS)	$+0,0058 \cdot \text{Luminance-HLLS} - 0,0167$	P
Light source type	Basic C value																												
Non-directional (NDLS) not operating on mains (NMLS)	1,00																												
Non-directional (NDLS) operating on mains (MLS)	1,08																												
Directional (DLS) not operating on mains (NMLS)	1,15																												
Directional (DLS) operating on mains (MLS)	1,23																												
Special light source feature	Bonus on C																												
FL or HID with CCT > 5 000 K	+0,10																												
FL with CRI > 90	0,10																												
HID with second envelope	+0,10																												
MH NDLS > 405 W with non-clear envelope	+0,10																												
DLS with anti-glare shield	+0,20																												
Colour-tuneable light source (CTLS)	+0,10																												
High luminance light sources (HLLS)	$+0,0058 \cdot \text{Luminance-HLLS} - 0,0167$																												
	Where applicable, bonuses on correction factor C are cumulative		N/A																										
	The bonus for HLLS shall not be combined with the basic C-value for DLS (basic C-value for NDLS shall be used for HLLS)		N/A																										
	-Efficacy factor (F) is:		P																										
	1,00 for non-directional light sources (NDLS, using total flux)	F: 1.00	P																										
	0,85 for directional light sources (DLS, using flux in a cone)	F:	N/A																										
	–CRI factor (R) is:		P																										
	0,65 for CRI ≤ 25	R:	N/A																										
	(CRI+80)/160 for CRI > 25, rounded to two decimals	R: 1.00 (CRI=80)	P																										
	Light sources that allow the end-user to adapt the spectrum and/or the beam angle of the emitted light, thus changing the values for useful luminous flux, colour rendering index (CRI) and/or correlated colour temperature (CCT), and/or changing the directional/non-directional status of the light source, shall be evaluated using the reference control settings.		N/A																										
	Standby power P _{sb} and networked standby power P _{net} of light source		N/A																										
	The standby power P _{sb} of a light source shall not exceed 0,5 W	P _{sb} :	N/A																										

Clause	Requirement + Test	Result – Remark	Verdict
	The networked standby power P_{net} of a connected light source shall not exceed 0,5 W	P_{net} :	N/A
	The allowable values for P_{sb} and P_{net} shall not be added together		N/A
	CLS and CSCG designed and marketed specifically for scene-lighting use in film-studios, TV-studios and locations, and photographic studios and locations, or for stage-lighting use in theatres, discos and during concerts or other entertainment events, for connection to high speed control networks (utilising signalling rates of 250 000 bits per second and higher) in always-listening mode, shall be exempt from the requirements on standby (P_{sb}) and on networked standby (P_{net}) of points 1(a) and 1(b) of Annex II		N/A
3	Functional requirements (Annex II, clause 2 of EU 2019/2020)		P
	From 1 September 2021, the functional requirements should apply for light sources (Annex II, clause 2, table 4 of EU 2019/2020)		
3.1	Colour rendering		P
	CRI ≥ 80	CRI: see test table 1	P
	except for HID with $\Phi_{use} > 4$ klm and for light sources intended for use in outdoor applications, industrial applications or other applications where lighting standards allow a CRI < 80 , when a clear indication to this effect is shown on the light source packaging and in all relevant printed and electronic documentation	CRI:	N/A
3.2	Displacement factor (DF, $\cos \varphi_1$) at power input P_{on} for LED and OLED MLS		N/A
	No limit at $P_{on} \leq 5$ W	P_{on} :	N/A
	$DF \geq 0,5$ at 5 W $< P_{on} \leq 10$ W	P_{on} : DF:	N/A
	$DF \geq 0,7$ at 10 W $< P_{on} \leq 25$ W	P_{on} : DF:	N/A
	$DF \geq 0,9$ at 25 W $< P_{on}$	P_{on} : DF:	N/A
3.3	Lumen maintenance factor (for LED and OLED)		P
	The lumen maintenance factor $X_{LMF}\%$ after endurance testing shall be at least $X_{LMF,MIN} \%$ calculated as follows		P

Clause	Requirement + Test	Result – Remark	Verdict
	$X_{LMF,MIN}\% = 100 \times e^{\frac{(3000 \times \ln(0.7))}{L_{70}}}$ <p>where L_{70} is the declared $L_{70}B_{50}$ lifetime (in hours)</p>	<p>L_{70}: 20000h</p> <p>$X_{LMF,MIN}\%$: 94.8%</p> <p>$X_{LMF}\%$: see test table 1</p>	P
	If the calculated value for $X_{LMF,MIN}$ exceeds 96,0 %, an $X_{LMF,MIN}$ value of 96,0 % shall be used	$X_{LMF,MIN}\%$ =96,0%	N/A
3.4	Survival factor (SF) (for LED and OLED)		
	At least 9 light sources of the 10 test samples must be operational after completing the endurance testing	10 light sources are operational after endurance testing	P
3.5	Colour consistency for LED and OLED light sources		P
	Variation of chromaticity coordinates within a six-step MacAdam ellipse or less.	see test table 1	P
3.6	Flicker for LED and OLED MLS		N/A
	$P_{st} LM \leq 1,0$ at full-load		N/A
3.7	Stroboscopic effect for LED and OLED MLS		
	$SVM \leq 0,9$ at full-load		N/A
	From 1 September 2024: $SVM \leq 0,4$ at full-load		N/A
	except for light sources intended for use in outdoor applications, industrial applications or other applications where lighting standards allow a $CRI < 80$		N/A
4	Information requirements (Annex II, clause 3 of EU 2019/2020)		P
	From 1 September 2021 the following information requirements shall apply:		P
4.1	Information to be displayed on the light source itself		P
	For all light sources, except CTLS, LFL, CFLni, other FL, and HID, the value and physical unit of the useful luminous flux (lm) and correlated colour temperature (K) shall be displayed in a legible font on the surface if, after the inclusion of safety-related information, there is sufficient space available for it without unduly obstructing the light emission	520lm in a sphere (360°) 3000K, 4000K, 6500K	P
	For directional light sources, the beam angle (°) shall also be indicated		N/A
	If there is room for only two values, the useful luminous flux and the correlated colour temperature shall be displayed		N/A
	If there is room for only one value, the useful luminous flux shall be displayed		N/A
4.2	Information to be visibly displayed on the packaging		P
4.2.1	Light source placed on the market, not in a containing product		P

Clause	Requirement + Test	Result – Remark	Verdict
	If a light source is placed on the market, not in a containing product, in a packaging containing information to be visibly displayed at a point-of-sale prior to its purchase, the following information shall be clearly and prominently displayed on the packaging:		N/A
(a)	the useful luminous flux (Φ_{use}) in a font at least twice as large as the display of the on-mode power (P_{on}), clearly indicating if it refers to the flux in a sphere (360°), in a wide cone (120°) or in a narrow cone (90°)	520lm in a sphere (360°)	P
(b)	the correlated colour temperature, rounded to the nearest 100 K, also expressed graphically or in words, or the range of correlated colour temperatures that can be set	3000K, 4000K, 6500K	P
(c)	the beam angle in degrees (for directional light sources), or the range of beam angles that can be set		N/A
(d)	electrical interface details, e.g. cap- or connector-type, type of power supply (e.g. 230 V AC 50 Hz, 12 V DC)	12V d.c.	P
(e)	the $L_{70B_{50}}$ lifetime for LED and OLED light sources, expressed in hours	20000h	P
(f)	the on-mode power (P_{on}), expressed in W	5.5W	P
(g)	the standby power (P_{sb}), expressed in W and rounded to the second decimal. If the value is zero, it may be omitted from the packaging		N/A
(h)	the networked standby power (P_{net}) for CLS, expressed in W and rounded to the second decimal. If the value is zero, it may be omitted from the packaging		N/A
(i)	the colour rendering index, rounded to the nearest integer, or the range of CRI-values that can be set	80	P
(j)	if $CRI < 80$, and the light source is intended for use in outdoor applications, industrial applications or other applications where lighting standards allow a $CRI < 80$, a clear indication to this effect. For HID light sources with useful luminous flux $> 4\,000\text{ lm}$, this indication is not mandatory		N/A
(k)	if the light source is designed for optimum use in non-standard conditions (such as ambient temperature $T_a \neq 25^\circ\text{C}$ or specific thermal management is necessary): information on those conditions		N/A
(l)	a warning if the light source cannot be dimmed or can be dimmed only with specific dimmers or with specific wired or wireless dimming methods. In the latter cases a list of compatible dimmers and/or methods shall be provided on the manufacturer's website	Non-dimmable	P

Clause	Requirement + Test	Result – Remark	Verdict
(m)	if the light source contains mercury: a warning of this, including the mercury content in mg rounded to the first decimal place		N/A
(n)	if the light source is within the scope of Directive 2012/19/EU, without prejudice to marking obligations pursuant to Article 14(4) of Directive 2012/19/EU, or contains mercury: a warning that it shall not be disposed of as unsorted municipal waste		P
	Items (a) to (d) shall be displayed on the packaging in the direction meant to face prospective buyer; for other items this is also recommended, if space permits		P
	For light sources that can be set to emit light with different characteristics, the information shall be reported for the reference control settings . In addition, a range of obtainable values may be indicated		N/A
	The information does not need to use the exact wording on the list above. Alternatively, it may be displayed in the form of graphs, drawings or symbols		P
5	Circumvention (Article 7 of EU 2019/2020)		P
	The manufacturer, importer or authorised representative shall not place on the market products designed to be able to detect they are being tested (e.g. by recognising the test conditions or test cycle), and to react specifically by automatically altering their performance during the test with the aim of reaching a more favourable level for any of the parameters declared by the manufacturer, importer or authorised representative in the technical documentation or included in any of the documentation provided.		P
	The energy consumption of the product and any of the other declared parameters shall not deteriorate after a software or firmware update when measured with the same test standard originally used for the declaration of conformity, except with explicit consent of the end-user prior to the update.		P
	A software update shall never have the effect of changing the product's performance in a way that makes it non-compliant with the ecodesign requirements applicable for the declaration of conformity.		P



Table 1a		Test data											
Model:		L500S25 3000K											
Voltage (V):		12V d.c.					Frequency (Hz):				-		
Φ _{use} measured at:		sphere					Ambient (T/rh) (°C / %)				25/55		
Test item		Measured Value									Average	Limit	
Sample:		1	2	3	4	5	6	7	8	9	10	-	-
U (V) ¹⁾		12	12	12	12	12	12	12	12	12	12	12	-
I (mA) ¹⁾		456	450	456	453	447	454	441	446	447	450	450	-
P (W) ¹⁾		5.47	5.40	5.47	5.44	5.37	5.44	5.29	5.35	5.36	5.40	5.40	≤ 5.50
DF (cos φ ₁) ¹⁾²⁾⁷⁾		-	-	-	-	-	-	-	-	-	-	-	-
Φ _{use} (lm) ¹⁾		533	532	540	538	536	534	539	538	538	537	537	≥ 520
CCT (K) ¹⁾		2933	2935	2920	2923	2928	2932	2921	2924	2923	2925	2926	-
CRI ¹⁾²⁾		81.8	81.7	81.6	81.4	81.6	81.5	81.5	81.4	81.6	81.5	81.6	≥ 80 ³⁾
Color consistency ²⁾		0.5	0.2	1.0	0.8	0.5	0.3	1.0	0.8	0.9	0.8	0.7	≤ 6-step
SF @ 3000h ²⁾⁵⁾⁸⁾		S	S	S	S	S	S	S	S	S	S	SF:S	≥ 90%
Φ _{use} , @ 3000h ⁸⁾ (lm)		512	517	523	511	512	517	520	513	522	517	516	-
X _{LMF} @ 3000h ^{2) 8)6)}		95.9	97.2	96.8	95.1	95.5	96.8	96.4	95.3	97.0	96.2	96.2	≥94.8%
Flicker ¹⁾²⁾		-	-	-	-	-	-	-	-	-	-	-	P _{st} LM ≤ 1,0 at full-load
Stroboscopic effect ¹⁾²⁾		-	-	-	-	-	-	-	-	-	-	-	SVM ≤ 0,4 at full-load ⁴⁾
Supplementary information:													
¹⁾ initial measurement value after aging of: 30 min													
²⁾ for LED and OLED													

Test Report PPP 11118B: 2021 Rev.00



- ³⁾ except for HID with $\Phi_{use} > 4 \text{ klm}$ and for light sources intended for use in outdoor applications, industrial applications or other applications where lighting standards allow a $CRI < 80$
- ⁴⁾ for HID with $\Phi_{use} > 4 \text{ klm}$ and for light sources intended for use in outdoor applications, industrial applications or other applications where lighting standards allow a $CRI < 80$
- ⁵⁾ 'survival factor' (SF) means the defined fraction of the total number of light sources that continue to operate at a given time under defined conditions and switching frequency
- ⁶⁾ 'lumen maintenance factor' (X_{LMF}) means the ratio of the luminous flux emitted by a light source at a given time in its life to the initial luminous flux
- ⁷⁾ 'displacement factor (DF) ($\cos \varphi_1$)' means the cosine of the phase angle φ_1 between the fundamental harmonic of the mains supply voltage and the fundamental harmonic of the mains current. It is used for mains light sources using LED- or OLED-technology. The displacement factor is measured at full-load, for the reference control settings where applicable, with any lighting control parts in control mode and non-lighting parts disconnected, switched off or set to minimum power consumption according to the manufacturer's instructions
- ⁸⁾ '3000h' refers to the total operation time of the cycling test of (EU)2019/2020 Annex V, the total test time is 3600h (1200 cycle of 150min 'ON' and 30min 'OFF')

Chromaticity coordinates (x,y) ¹⁾: 0.4409, 0.4040

Measured beam angle (°): N/A

Peak intensity (cd) ¹⁾: N/A

$\Phi_{use} @ 90^\circ (\text{lm})$: N/A



Table 1b		Test data											
Model:		L500S25 4000K											
Voltage (V):		12V d.c.					Frequency (Hz):				-		
Φ_{use} measured at:		sphere					Ambient (T/rh) (°C / %)				25/55		
Test item		Measured Value									Average	Limit	
Sample:		1	2	3	4	5	6	7	8	9	10	-	-
U (V) ¹⁾		12	12	12	12	12	12	12	12	12	12	12	-
I (mA) ¹⁾		456	453	445	450	453	451	447	452	454	451	450	-
P (W) ¹⁾		5.47	5.43	5.33	5.40	5.44	5.42	5.36	5.43	5.34	5.41	5.40	≤ 5.50
DF (cos φ_1) ¹⁾²⁾⁷⁾		-	-	-	-	-	-	-	-	-	-	-	-
Φ_{use} (lm) ¹⁾		554	552	549	547	549	547	552	550	551	550	550	≥ 520
CCT (K) ¹⁾		3996	4005	3976	3983	4009	4021	3987	3994	4005	4013	3999	-
CRI ¹⁾²⁾		83.7	83.7	83.7	83.7	83.7	83.7	83.7	83.7	83.6	83.6	83.7	≥ 80 ³⁾
Color consistency ²⁾		1.8	1.8	2.2	2.3	1.8	1.9	1.8	1.8	1.7	1.7	1.9	≤ 6-step
SF @ 3000h ²⁾⁵⁾⁸⁾		-	-	-	-	-	-	-	-	-	-	-	-
$\Phi_{\text{use,}}$ @ 3000h ⁸⁾ (lm)		-	-	-	-	-	-	-	-	-	-	-	-
X_{LMF} @ 3000h ^{2) 8)6)}		-	-	-	-	-	-	-	-	-	-	-	-
Flicker ¹⁾²⁾		-	-	-	-	-	-	-	-	-	-	-	P _{st} LM ≤ 1,0 at full-load
Stroboscopic effect ¹⁾²⁾		-	-	-	-	-	-	-	-	-	-	-	SVM ≤ 0,4 at full-load ⁴⁾
Supplementary information:													
¹⁾ initial measurement value after aging of: 30 min													
²⁾ for LED and OLED													

Test Report PPP 11118B: 2021 Rev.00



- ³⁾ except for HID with $\Phi_{use} > 4 \text{ klm}$ and for light sources intended for use in outdoor applications, industrial applications or other applications where lighting standards allow a $CRI < 80$
- ⁴⁾ for HID with $\Phi_{use} > 4 \text{ klm}$ and for light sources intended for use in outdoor applications, industrial applications or other applications where lighting standards allow a $CRI < 80$
- ⁵⁾ 'survival factor' (SF) means the defined fraction of the total number of light sources that continue to operate at a given time under defined conditions and switching frequency
- ⁶⁾ 'lumen maintenance factor' (X_{LMF}) means the ratio of the luminous flux emitted by a light source at a given time in its life to the initial luminous flux
- ⁷⁾ 'displacement factor (DF) ($\cos \varphi_1$)' means the cosine of the phase angle φ_1 between the fundamental harmonic of the mains supply voltage and the fundamental harmonic of the mains current. It is used for mains light sources using LED- or OLED-technology. The displacement factor is measured at full-load, for the reference control settings where applicable, with any lighting control parts in control mode and non-lighting parts disconnected, switched off or set to minimum power consumption according to the manufacturer's instructions
- ⁸⁾ '3000h' refers to the total operation time of the cycling test of (EU)2019/2020 Annex V, the total test time is 3600h (1200 cycle of 150min 'ON' and 30min 'OFF')

Chromaticity coordinates (x,y) ¹⁾: 0.3807, 0.3771

Measured beam angle (°): N/A

Peak intensity (cd) ¹⁾: N/A

$\Phi_{use} @ 90^\circ (\text{lm})$: N/A



Table 1c	Test data											
Model:	L500S25 6500K											
Voltage (V):		12V d.c.				Frequency (Hz):				-		
Φ _{use} measured at:		sphere				Ambient (T/rh) (°C / %)				25/55		
Test item	Measured Value										Average	Limit
Sample:	1	2	3	4	5	6	7	8	9	10	-	-
U (V) ¹⁾	12	12	12	12	12	12	12	12	12	12	12	-
I (mA) ¹⁾	457	457	449	453	456	447	456	450	452	457	453	-
P (W) ¹⁾	5.48	5.48	5.33	5.43	5.47	5.36	5.46	5.40	5.42	5.48	5.44	≤ 5.50
DF (cos φ ₁) ¹⁾²⁾⁷⁾	-	-	-	-	-	-	-	-	-	-	-	-
Φ _{use} (lm) ¹⁾	545	545	548	545	542	540	551	549	548	546	546	≥ 520
CCT (K) ¹⁾	6300	6302	6298	6306	6264	6282	6214	6250	6276	6296	6279	-
CRI ¹⁾²⁾	83.6	83.6	82.7	83.4	83.3	83.4	82.9	82.9	83.3	83.4	83.3	≥ 80 ³⁾
Color consistency ²⁾	1.7	1.7	2.4	1.7	2.3	2.0	3.2	2.7	2.1	1.8	2.2	≤ 6-step
SF @ 3000h ²⁾⁵⁾⁸⁾	-	-	-	-	-	-	-	-	-	-	-	-
Φ _{use} , @ 3000h ⁸⁾ (lm)	-	-	-	-	-	-	-	-	-	-	-	-
X _{LMF} @ 3000h ^{2) 8)6)}	-	-	-	-	-	-	-	-	-	-	-	-
Flicker ¹⁾²⁾	-	-	-	-	-	-	-	-	-	-	-	P _{st} LM ≤ 1,0 at full-load
Stroboscopic effect ¹⁾²⁾	-	-	-	-	-	-	-	-	-	-	-	SVM ≤ 0,4 at full-load ⁴⁾
Supplementary information:												
¹⁾ initial measurement value after aging of: 30 min												
²⁾ for LED and OLED												



- ³⁾ except for HID with $\Phi_{use} > 4 \text{ klm}$ and for light sources intended for use in outdoor applications, industrial applications or other applications where lighting standards allow a $\text{CRI} < 80$
- ⁴⁾ for HID with $\Phi_{use} > 4 \text{ klm}$ and for light sources intended for use in outdoor applications, industrial applications or other applications where lighting standards allow a $\text{CRI} < 80$
- ⁵⁾ 'survival factor' (SF) means the defined fraction of the total number of light sources that continue to operate at a given time under defined conditions and switching frequency
- ⁶⁾ 'lumen maintenance factor' (X_{LMF}) means the ratio of the luminous flux emitted by a light source at a given time in its life to the initial luminous flux
- ⁷⁾ 'displacement factor (DF) ($\cos \varphi_1$)' means the cosine of the phase angle φ_1 between the fundamental harmonic of the mains supply voltage and the fundamental harmonic of the mains current. It is used for mains light sources using LED- or OLED-technology. The displacement factor is measured at full-load, for the reference control settings where applicable, with any lighting control parts in control mode and non-lighting parts disconnected, switched off or set to minimum power consumption according to the manufacturer's instructions
- ⁸⁾ '3000h' refers to the total operation time of the cycling test of (EU)2019/2020 Annex V, the total test time is 3600h (1200 cycle of 150min 'ON' and 30min 'OFF')

Chromaticity coordinates (x,y) ¹⁾: 0.3154, 0.3391

Measured beam angle (°): N/A

Peak intensity (cd) ¹⁾: N/A

$\Phi_{use} @ 90^\circ (\text{lm})$: N/A

Clause	Requirement + Test	Result – Remark	Verdict
(EU) 2019/2015 - Energy labelling requirement:			
6	Measurment methods		P
	Recognised state of art measurement methods incl. the one published in the Official Journal taking into account the measurement methods of EU 2019/2015		P
7	Method for calculating the total mains efficacy (Annex II, EU 2019/2015)		P
7.1	Calculation the total mains efficacy		
	The energy efficiency class of light sources shall be determined as set out in Annex II, Table 1 of EU 2020/2015	See attached table 2	P
	on the basis of the total mains efficacy η_{TM} , which is calculated by dividing the declared useful luminous flux Φ_{use} (expressed in lm) by the declared on mode power consumption P_{on} (expressed in W) and multiplying by the applicable factor F_{TM} of Annex II, Table 2 of EU 2019/2015 as follow: $\eta_{TM} = (\Phi_{use}/P_{on}) \times F_{TM} \text{ (lm/W)}$	See attached table 2	P
	declared useful luminous flux Φ_{use} (expressed in lm)	See attached table 2	P
	declared on mode power consumption P_{on} (expressed in W)	See attached table 2	P
	applicable factor F_{TM} of Annex II, Table 2 of EU 2019/2015		-
	Factors F_{TM} by light source type (Table 2 of Annex II, EU 2019/2015)		-
	Light source type	Factor F_{TM}	-
	Non-directional (NDLS) operating on mains (MLS)	1,000	N/A
	Non-directional (NDLS) not operating on mains (NMLS)	0,926	NDLS+NMLS
	Directional (DLS) operating on mains (MLS)	1,176	N/A
	Directional (DLS) not operating on mains (NMLS)	1,089	N/A
7.2	CALCULATION OF THE ENERGY CONSUMPTION		
	The weighted energy consumption (E_c) is calculated in kWh/1000 h as follows and is rounded to two decimal places: $E_c = P_{on} \times 1000h/1000$	See attached table 2	P
8	Evaluation		

Test Report PPP 11118B: 2021 Rev.00

Clause	Requirement + Test	Result – Remark	Verdict
	Declared values are not more favorable then value based on measured data	See attached table 2	P
9	Exemptions (Annex IV of EU 2019/2015)		N/A
9.1	This Regulation shall not apply to light sources specifically tested and approved to operate		N/A
(a)	in radiological and nuclear medicine installations that are subject to radiation safety standards as set out in Council Directive 2013/59/Euratom		N/A
(b)	for emergency use		N/A
(c)	in or on military or civil defence establishments, equipment, ground vehicles, marine equipment or aircraft as set out in Member States' regulations or in documents issued by the European Defence Agency		N/A
(d)	in or on motor vehicles, their trailers and systems, interchangeable towed equipment, components and separate technical units, as set out in Regulation (EC) No 661/2009 of the European Parliament and of the Council, Regulation (EU) No 167/2013 of the European Parliament and of the Council and Regulation (EU) No 168/2013 of the European Parliament and of the Council		N/A
(e)	in or on non-road mobile machinery as set out in Regulation (EU) 2016/1628 of the European Parliament and of the Council and in or on their trailers		N/A
(f)	in or on interchangeable equipment as set out in Directive 2006/42/EC of the European Parliament and of the Council intended to be towed or to be mounted and fully raised from the ground or that cannot articulate around a vertical axis when the vehicle to which it is attached is in use on a road by vehicles as set out in Regulation (EU) No 167/2013		N/A
(g)	in or on civil aviation aircraft as set out in Commission Regulation (EU) No 748/2012		N/A
(h)	in railway vehicle lighting as set out in Directive 2008/57/EC of the European Parliament and of the Council		N/A
(i)	in marine equipment as set out in Directive 2014/90/EU of the European Parliament and of the Council		N/A
(j)	in medical devices as set out in Council Directive 93/42/EEC or Regulation (EU) 2017/745 of the European Parliament and of the Council and in vitro medical devices as set out in Directive 98/79/EC of the European Parliament and of the Council		N/A
9.2	In addition, this Regulation shall not apply to		N/A

Clause	Requirement + Test	Result – Remark	Verdict
(a)	electronic displays (e.g. televisions, computer monitors, notebooks, tablets, mobile phones, e-readers, game consoles), including but not limited to displays within the scope of Commission Regulation (EU) 2019/2021 and of Commission Regulation (EU) No 617/2013		N/A
(b)	light sources in range hoods within the scope of Commission Delegated Regulation (EU) No 65/2014		N/A
(c)	light sources in battery-operated products, including but not limited to e.g. torches, mobile phones with an integrated torch light, toys including light sources, desk lamps operating only on batteries, armband lamps for cyclists, solar-powered garden lamps		N/A
(d)	light sources on bicycles and other non-motorised vehicles		N/A
(e)	light sources for spectroscopy and photometric applications, such as for example UV-VIS spectroscopy, molecular spectroscopy, atomic absorption spectroscopy, nondispersive infrared (NDIR), fourier-transform infrared (FTIR), medical analysis, ellipsometry, layer thickness measurement, process monitoring or environmental monitoring		N/A
9.3	Any light source within the scope of this Delegated Regulation shall be exempt from the requirements of this Regulation, with the exception of the requirements set out in point 4 of Annex V, if it is specifically designed and marketed for its intended use in at least one of the following applications		N/A
(a)	signalling (including, but not limited to, road-, railway-, marine- or air traffic- signalling, traffic control or airfield lamps)		N/A
(b)	image capture and image projection (including, but not limited to, photocopying, printing (directly or in preprocessing), lithography, film and video projection, holography);		N/A
(c)	light sources with specific effective ultraviolet power > 2 mW/klm and intended for use in applications requiring high UV-content		N/A
(d)	light sources with a peak radiation around 253,7 nm and intended for germicidal use (destruction of DNA)		N/A
(e)	light sources emitting 5 % or more of total radiation power of the range 250-800 nm in the range of 250-315 nm and/or 20 % or more of total radiation power of the range 250-800 nm in the range of 315-400 nm, and intended for disinfection or fly trapping		N/A
(f)	light sources having the primary purpose to emit radiation around 185,1 nm and intended to be used for the generation of ozone		N/A


Test Report PPP 11118B: 2021 Rev.00

Clause	Requirement + Test	Result – Remark	Verdict
(g)	light sources emitting 40 % or more of total radiation power of the range 250-800 nm in the range of 400-480 nm, and intended for coral zooxanthellae symbioses		N/A
(h)	FL light sources emitting 80 % or more of total radiation power of the range 250-800 nm in the range of 250-400 nm, and intended for sun-tanning		N/A
(i)	HID light sources emitting 40 % or more of total radiation power of the range 250-800 nm in the range of 250-400 nm, and intended for sun-tanning		N/A
(j)	light sources with a photosynthetic efficacy > 1,2 μ mol/J, and/or emitting 25 % or more of total radiation power of the range 250-800 nm in the range of 700-800 nm, and intended for use in horticulture		N/A
(k)	LED or OLED light sources, complying with the definition of ‘original works of art’ as defined in Directive 2001/84/EC of the European Parliament and of the Council, made by the artist him/herself in a limited number below 10 pieces		N/A
(l)	Incandescent light sources with blade contact-, metal lug-, cable-, litz wire-, metric thread-, pin base- or non- standard customised electrical interface, encasing made from quartz-glass tubes, specifically designed and exclusively marketed for industrial or professional electro-heating equipment (e.g. stretch blow-moulding process in PET-Industry, 3D-printing, photovoltaic and electronic manufacturing processes, drying or hardening of adhesives, inks, paints or coatings)		N/A
9.4	Light sources specifically designed and exclusively marketed for products in the scope of Commission Regulations (EU) 2019/2023, (EU) 2019/2022, (EU) No 932/2012 and (EU) 2019/2019, shall be exempt from the requirements of points 1(e)(7b), 1(e)(7c) and 1(e)(7d) of Annex VI to this Regulation		N/A
10	Product information (Annex V of EU 2019/2015)		P
10.1	Product information sheet	Optional: Manufacturer can declare based on a draft	P
10.1.1	Pursuant to point 1(b) of Article 3, the supplier shall enter into the product database the information as set out in Annex V, Table 3, including when the light source is a part in a containing product	See attached table 3	P
	For light sources that can be tuned to emit light at full-load with different characteristics, the values of parameters that vary with these characteristics shall be reported at the reference control settings		P

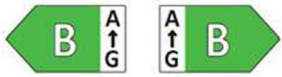
Clause	Requirement + Test	Result – Remark	Verdict
	If the light source is no longer placed on the EU market, the supplier shall put in the product database the date (month, year) when the placing on the EU market stopped		P
10.2	Information to be displayed in the documentation for a containing product		P
	If a light source is placed on the market as a part in a containing product, the technical documentation for the containing product shall clearly identify the contained light source(s), including the energy efficiency class		P
	If a light source is placed on the market as a part in a containing product, the following text shall be displayed, clearly legible, in the user manual or booklet of instructions:		P
	'This product contains a light source of energy efficiency class <X>'		P
	where <X> shall be replaced by the energy efficiency class of the contained light source		P
	If the product contains more than one light source, the sentence can be in the plural, or repeated per light source, as suitable		N/A
10.3	Information to be displayed on the supplier's free access website	Optional: Manufacturer can declare based on a draft	N/A
(a)	The reference control settings, and instructions on how they can be implemented, where applicable		N/A
(b)	Instructions on how to remove lighting control parts and/or non-lighting parts, if any, or how to switch them off or minimize their power consumption		N/A
(c)	If the light source is dimmable: a list of dimmers it is compatible with, and the light source — dimmer compatibility standard(s) it is compliant with, if any	Non-dimmable	N/A
(d)	If the light source contains mercury: instructions on how to clean up the debris in case of accidental breakage		N/A
(e)	Recommendations on how to dispose of the light source at the end of its life in line with Directive 2012/19/EU of the European Parliament and of the Council		N/A
10.4	Information for products specified in point 3 of Annex IV		P
	For the light sources specified in point 3 of Annex IV, their intended use shall be stated on all forms of packaging, product information and advertisement, together with a clear indication that the light source is not intended for use in other applications		P

Clause	Requirement + Test	Result – Remark	Verdict
	The technical documentation file drawn up for the purposes of conformity assessment, in accordance with paragraph 3 of Article 3 of Regulation (EU) 2017/1369 shall list the technical parameters that make the product design specific to qualify for the exemption		P
11	Technical documentation (Annex VI of EU 2019/2015)		P
11.1	The technical documentation referred to in point 1(d) of Article 3 shall include:	Optional: Manufacturer can declare his intention based on a draft	P
(a)	the name and address of the supplier		P
(b)	supplier's model identifier		P
(c)	the model identifier of all equivalent models already placed on the market		P
(d)	identification and signature of the person empowered to bind the supplier		P
(e)	the declared values for the following technical parameters; these values are considered as the declared values for the purpose of the verification procedure in Annex IX		P
(1)	useful luminous flux (Φ_{use}) in lm	See table 3	P
(2)	colour rendering index (CRI)	See table 3	P
(3)	on-mode power (P_{on}) in W	See table 3	P
(4)	beam angle in degrees for directional light sources (DLS)		N/A
(4a)	peak luminous intensity in cd for directional light sources (DLS)		N/A
(5)	correlated colour temperature (CCT) in K	See table 3	P
(6)	standby power (P_{sb}) in W, including when it is zero		N/A
(7)	networked standby power (P_{net}) in W for connected light sources (CLS)		N/A
(7a)	R9 colour rendering index value for LED and OLED light sources	See table 3	P
(7b)	survival factor for LED and OLED light sources	See table 3	P
(7c)	lumen maintenance factor for LED and OLED light sources	See table 3	P
(7d)	indicative lifetime L70B50 for LED and OLED light sources	See table 3	P
(8)	displacement factor ($\cos \phi 1$) for LED and OLED mains light sources		N/A
(9)	colour consistency in MacAdam ellipse steps for LED and OLED light sources	See table 3	P
(10)	luminance-HLLS in cd/mm^2 (only for HLLS)		N/A
(11)	flicker metric (P_{sLM}) for LED and OLED light sources		N/A
(12)	stroboscopic effect metric (SVM) for LED and OLED light sources		N/A

Clause	Requirement + Test	Result – Remark	Verdict
(13)	excitation purity, only for CTLS, for the following colours and dominant wavelength within the given range		N/A
	Colour Dominant wave-length range		N/A
	Blue 440 nm — 490 nm		N/A
	Green 520 nm — 570 nm		N/A
	Red 610 nm — 670 nm		N/A
(f)	the calculations performed with the parameters, including the determination of the energy efficiency class		P
(g)	references to the harmonised standards applied or other standards used		P
(h)	testing conditions if not described sufficiently in point (g)		P
(i)	the reference control settings, and instructions on how they can be implemented, where applicable		N/A
(j)	instructions on how to remove lighting control parts and/or non-lighting parts, if any, or how to switch them off or minimise their power consumption during light source testing		N/A
(k)	specific precautions that shall be taken when the model is assembled, installed, maintained or tested		P
11.2	The elements listed under point 1 shall also constitute the mandatory specific parts of the technical documentation that the supplier shall enter into the database, pursuant to point 5 of Article 12 of Regulation (EU) 2017/1369		P
12	Information to be provided in visual advertisements, in technical promotional material and in distance selling, except distance selling on the internet (Annex VII of EU 2019/2015)		N/A
12.1	In visual advertisements, for the purposes of ensuring conformity with the requirements laid down in point 1(e) of Article 3 and point 1(c) of Article 4, the energy class and the range of efficiency classes available on the label shall be shown as set out in point 4 of this Annex	Optional: Manufatcurer can declare based on a draft	N/A
12.2	In technical promotional material, for the purposes of ensuring conformity with the requirements laid down in point 1(f) of Article 3 and point 1(d) of Article 4, the energy class and the range of efficiency classes available on the label shall be shown as set out in point 4 of this Annex		N/A
12.3	Any paper-based distance selling must show the energy class and the range of efficiency classes available on the label as set out in point 4 of this Annex		N/A
12.4	The energy efficiency class and the range of energy efficiency classes shall be shown, as indicated in Figure 2, with		N/A

Clause	Requirement + Test	Result – Remark	Verdict
(a)	an arrow, containing the letter of the energy efficiency class in 100 % white, Calibri Bold and in a font size at least equivalent to that of the price, when the price is shown		N/A
(b)	the colour of the arrow matching the colour of the energy efficiency class		N/A
(c)	the range of available energy efficiency classes in 100 % black; and		N/A
(d)	<p>the size shall be such that the arrow is clearly visible and legible. The letter in the energy efficiency class arrow shall be positioned in the centre of the rectangular part of the arrow, with a border of 0,5 pt in 100 % black placed around the arrow and the letter of the energy efficiency class</p> <p>By way of derogation, if the visual advertisement, technical promotional material or paper-based distance selling is printed in monochrome, the arrow can be in monochrome in that visual advertisement, technical promotional material or paper-based distance selling</p> <p>Figure 2 Coloured/monochrome left/right arrow, with range of energy efficiency classes indicated</p> 		N/A
12.5	Telemarketing-based distance selling must specifically inform the customer of the energy efficiency class of the product and of the range of energy efficiency classes available on the label, and that the customer can access the full label and the product information sheet through a free access website, or by requesting a printed copy	Optional: Manufacturer can declare based on a draft	
12.6	For all the situations mentioned in points 1 to 3 and 5, it must be possible for the customer to access the label and the product information sheet through a link to the product database website, or to request a printed copy		
13	Information to be provided in the case of distance selling on the internet (Annex VIII of EU 2019/2015)		N/A
13.1	The appropriate label made available by suppliers in accordance with point 1(g) Article 3 shall be shown on the display mechanism in proximity to the price of the product. The size shall be such that the label is clearly visible and legible and shall be proportionate to the size specified for the standard label in Annex III		N/A
	The label may be displayed using a nested display, in which case the image used for accessing the label shall comply with the specifications laid down in point 3 of this Annex. If nested display is applied, the label shall appear on the first mouse click, mouse roll-over or tactile screen expansion on the image		N/A

Test Report PPP 11118B: 2021 Rev.00

Clause	Requirement + Test	Result – Remark	Verdict
13.2	The image used for accessing the label in the case of nested display, as indicated in Figure 3, shall		N/A
(a)	be an arrow in the colour corresponding to the energy efficiency class of the product on the label		N/A
(b)	indicate the energy efficiency class of the product on the arrow in 100 % white, Calibri Bold and in a font size equivalent to that of the price		N/A
(c)	have the range of available energy efficiency classes in 100 % black; and		N/A
(d)	<p>have one of the following two formats, and its size shall be such that the arrow is clearly visible and legible. The letter in the energy efficiency class arrow shall be positioned in the centre of the rectangular part of the arrow, with a visible border in 100 % black placed around the arrow and the letter of the energy efficiency class:</p> <p>Figure 3</p> <p>Coloured left/right arrow, with range of energy efficiency classes indicated</p> 		N/A
13.3	In the case of nested display, the sequence of display of the label shall be as follows		N/A
(a)	the image referred to in point 2 of this Annex shall be shown on the display mechanism in proximity to the price of the product		N/A
(b)	the image shall link to the label set out in Annex III		N/A
(c)	the label shall be displayed after a mouse click, mouse roll-over or tactile screen expansion on the image		N/A
(d)	the label shall be displayed by pop up, new tab, new page or inset screen display		N/A
(e)	for magnification of the label on tactile screens, the device conventions for tactile magnification shall apply		N/A
(f)	the label shall cease to be displayed by means of a close option or other standard-closing mechanism		N/A
(g)	the alternative text for the graphic, to be displayed upon failure to display the label, shall be the energy efficiency class of the product in a font size equivalent to that of the price		N/A

Clause	Requirement + Test	Result – Remark	Verdict
13.4	The appropriate product information sheet made available by suppliers in accordance with point 1(h) of Article 3 shall be shown on the display mechanism in proximity to the price of the product. The size shall be such that the product information sheet is clearly visible and legible. The product information sheet may be displayed using a nested display or by referring to the product database, in which case the link used for accessing the product information sheet shall clearly and legibly indicate ‘Product information sheet’. If nested display is used, the product information sheet shall appear on the first mouse click, mouse roll-over or tactile screen expansion on the link		N/A

For reference:

Annex II, table 1 of EU 2019/2015	Energy Efficiency Class of light sources		P
	The energy efficiency class of light sources shall be determined as set out in below table, on the basis of the total mains efficacy η_{TM}		P
	Energy efficiency class	Total mains efficacy η_{TM} (lm/W)	P
	A (most efficient)	$210 \leq \eta_{TM}$	N/A
	B	$185 \leq \eta_{TM} < 210$	N/A
	C	$160 \leq \eta_{TM} < 185$	N/A
	D	$135 \leq \eta_{TM} < 160$	N/A
	E	$110 \leq \eta_{TM} < 135$	N/A
	F	$85 \leq \eta_{TM} < 110$	P
p	G (least efficient)	$\eta_{TM} < 85$	N/A

Clause	Requirement + Test	Result – Remark	Verdict
--------	--------------------	-----------------	---------

Table 2a	Data calculation & comparison				P
Model	L500S25 3000K				
Item	Rated value	Measured value	Deviation	Remark	
Beam angle (°)	-	-	-	-	
Φ_{use} (lm)	520	537	+3.3%	P	
P_{on} (W)	5.50	5.40	-1.8%	P	
η_{TM}	88	92	+6.3%	P	
Energy efficiency class	F	F	Same class	P	
E_c (kWh/1000h)	6	6	-	P	
Remarks: For the measured values, referring to test table 1a					

Table 2b	Data calculation & comparision				P
Model	L500S25 4000K				
Item	Rated value	Measured value	Deviation	Remark	
Beam angle (°)	-	-	-	-	
Φ _{use} (lm)	520	550	+5.8%	P	
P _{on} (W)	5.50	5.40	-1.8%	P	
η _{TM}	88	94	+6.8%	P	
Energy efficiency class	F	F	Same class	P	
E _c (kWh/1000h)	6	6	-	P	
Remarks: For the measured values, referring to test table 1b					

Table 2c	Data calculation & comparison				P
Model	L500S25 6500K				
Item	Rated value	Measured value	Deviation	Remark	
Beam angle (°)	-	-	-	-	
Φ_{use} (lm)	520	546	+5.0%	P	
P_{on} (W)	5.50	5.44	-1.1%	P	
η_{TM}	88	93	-1.1%	P	
Energy efficiency class	F	F	Same class	P	
E_c (kWh/1000h)	6	3	-	P	
Remarks: For the measured values, referring to test table 1c					

Table 3		Product information sheet			
Supplier’ s name or trade mark:		N/A			
Supplier’ s address:		N/A			
Model identifier:		L500S25, L500S20, L500T27			
Type of light source:		LED			
Lighting technology used:		[LED]	Non-directional or directional:	[NDLS]	
Light source cap-type (or other electric interface)		[N/A]			
Mains or non-mains:		[NMLS]	Connected light source (CLS):	[no]	
Colour-tuneable light source:		[no]	Envelope:	[no]	
High luminance light source:		[no]			
Anti-glare shield:		[no]	Dimmable:	[no]	
Product parameters					
Parameter		Value	Parameter		Value
General product parameters:					
Energy consumption in on-mode (kWh/1 000 h), rounded up to the nearest integer		6	Energy efficiency class		[G]
Useful luminous flux (Φ_{use}), indicating if it refers to the flux in a sphere (360°), in a wide cone (120°) or in a narrow cone (90°)		520lm in [sphere]	Correlated colour temperature, rounded to the nearest 100 K, or the range of correlated colour temperatures, rounded to the nearest 100 K, that can be set		[300K, 4000K, 6500K]
On-mode power (P_{on}), expressed in W		5.5	Standby power (P_{sb}), expressed in W and rounded to the second decimal		-
Networked standby power (P_{net}) for CLS, expressed in W and rounded to the second decimal		-	Colour rendering index, rounded to the nearest integer, or the range of CRI values that can be set		[80]
Outer dimensions without separate control gear, lighting control parts and nonlighting control parts, if any (millimetre)	Height	9	Spectral power distribution in the range 250 nm to 800 nm, at full-load		Refer to the attachment 1
	Width	500			
	Depth	25			
Claim of equivalent power		[-]	If yes, equivalent power (W)		-

		Chromaticity coordinates (x and y)	3000K: 0.440,0.403 4000K: 0.380,0.380 6500K: 0.313,0.337
Parameters for directional light sources:			
Peak luminous intensity (cd)	-	Beam angle in degrees, or the range of beam angles that can be set	[-]
Parameters for LED and OLED light sources:			
R9 colour rendering index value	3	Survival factor	1.00
the lumen maintenance factor	0.948		
Parameters for LED and OLED mains light sources:			
displacement factor ($\cos \phi 1$)	-	Colour consistency in McAdam ellipses	< 6
Claims that an LED light source replaces a fluorescent light source without integrated ballast of a particular wattage.	[-]	If yes then replacement claim (W)	-
Flicker metric (P_{st} LM)	-	Stroboscopic effect metric (SVM)	-

Attachment 1: Photometric test record

3000K:

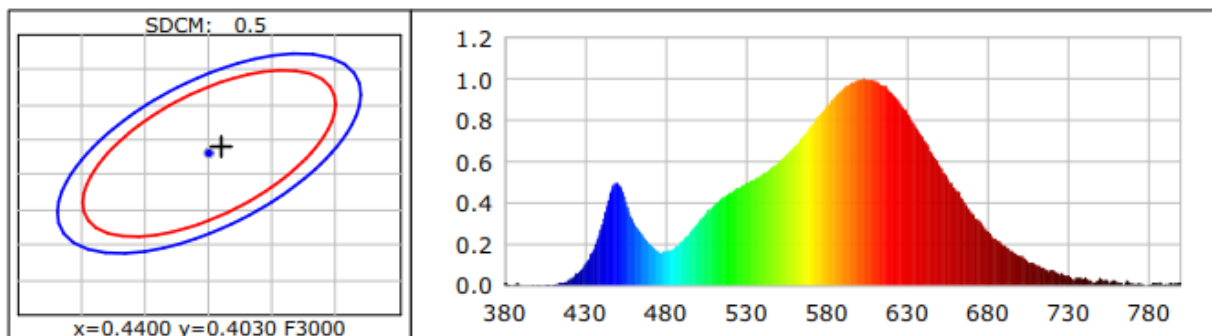
CIE Colorimetric Parameters

Chromaticity coordinates: $x=0.4409$ $y=0.4040$ $u(u')=0.2532$ $v=0.3480$ $v'=0.5219$
 CCT: $T_c=2933K$ ($duv=-0.00056$) Color Ratio: $R=0.233$ $G=0.744$ $B=0.023$
 Peak Wavelength: 603.0nm Half Bandwidth: 123.7nm
 Dominant Wavelength: 583.3nm Color Purity: 0.536
 CRI: $R_a=81.8$ TM30: $R_f=84$, $R_g=97$
 GAI: $GAI_BB_8=95.4$, $GAI_BB_15=101.6$, $GAI_EES=53.0$

R1 =80	R2 =90	R3 =97	R4 =80	R5 =81	R6 =88	R7 =81	R8 =57
R9 =4	R10=77	R11=80	R12=72	R13=82	R14=99	R15=72	

 Color Quality Scale: $Q_a=81.5$, $Q_f=83.0$, $Q_p=83.4$, $Q_g=91.9$

Q1 =77	Q2 =95	Q3 =82	Q4 =80	Q5 =82	Q6 =82	Q7 =82	Q8 =85
Q9 =95	Q10=88	Q11=85	Q12=83	Q13=82	Q14=71	Q15=73	



Photometric Parameters

Luminous Flux: 533.28 lm	Efficiency: 97.49 lm/W	Radiant Power: 1.601 W
EEI: 0.12	Energy Efficiency Class: A+ (EU 874-2012)	
PAR: 1.564 W	PPF: 7.553 $\mu\text{mol/s}$	R/B: 3.0
PF1:0.817 $\mu\text{mol/s}(400\sim500\text{nm})$	PF2:3.304 $\mu\text{mol/s}(500\sim600\text{nm})$	
PF3:3.431 $\mu\text{mol/s}(600\sim700\text{nm})$	PFfr:0.229 $\mu\text{mol/s}(700\sim800\text{nm})$	PPE:1.381 $\mu\text{mol/s/w}$ PF:7.784 $\mu\text{mol/s}$

Electric Parameters

Voltage: 12.000V	Current: 0.4561A	Power: 5.47W
Power Factor: 1.0000	Frequency: 0.00Hz	

4000K:

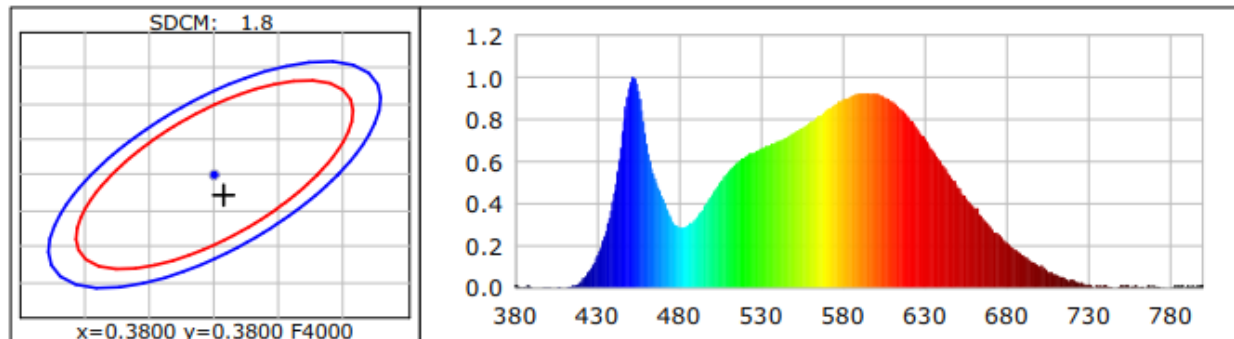
CIE Colorimetric Parameters

Chromaticity coordinates: $x=0.3807$ $y=0.3771$ $u(u')=0.2251$ $v=0.3345$ $v'=0.5018$
 CCT: $T_c=3996K$ ($duv=0.00010$) Color Ratio: $R=0.185$ $G=0.779$ $B=0.037$
 Peak Wavelength: 452.3nm Half Bandwidth: 24.0nm
 Dominant Wavelength: 579.0nm Color Purity: 0.274
 CRI: $R_a=83.7$ TM30: $R_f=84$, $R_g=95$
 GAI: $GAI_BB_8=92.4$, $GAI_BB_15=99.1$, $GAI_EES=72.8$

$R1=82$	$R2=90$	$R3=95$	$R4=83$	$R5=82$	$R6=86$	$R7=86$	$R8=65$
$R9=11$	$R10=76$	$R11=82$	$R12=63$	$R13=84$	$R14=98$	$R15=76$	

 Color Quality Scale: $Q_a=83.2$, $Q_f=83.4$, $Q_p=83.0$, $Q_g=92.7$

$Q1=82$	$Q2=98$	$Q3=80$	$Q4=77$	$Q5=82$	$Q6=84$	$Q7=86$	$Q8=89$
$Q9=98$	$Q10=90$	$Q11=86$	$Q12=85$	$Q13=84$	$Q14=73$	$Q15=77$	



Photometric Parameters

Luminous Flux: 554.12 lm	Efficiency: 101.32 lm/W	Radiant Power: 1.664 W
EEI: 0.11	Energy Efficiency Class: A+ (EU 874-2012)	
PAR: 1.646 W	PPF: 7.703 $\mu\text{mol/s}$	R/B: 1.4
PF1: 1.396 $\mu\text{mol/s}$ (400~500nm)	PF2: 3.570 $\mu\text{mol/s}$ (500~600nm)	
PF3: 2.737 $\mu\text{mol/s}$ (600~700nm)	PFfr: 0.111 $\mu\text{mol/s}$ (700~800nm)	PPE: 1.409 $\mu\text{mol/s/w}$ PF: 7.817 $\mu\text{mol/s}$

Electric Parameters

Voltage: 12.000V	Current: 0.4558A	Power: 5.47W
Power Factor: 1.0000	Frequency: 0.00Hz	

6500K:

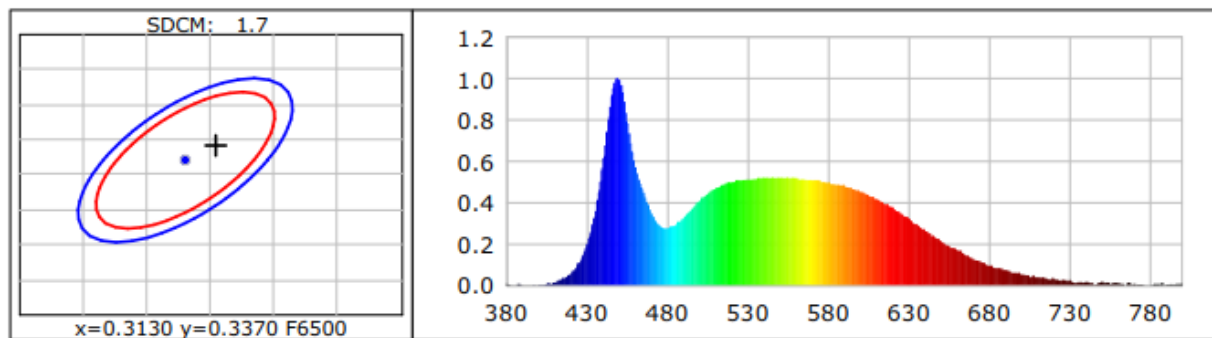
CIE Colorimetric Parameters

Chromaticity coordinates: $x=0.3154$ $y=0.3391$ $u(u')=0.1959$ $v=0.3160$ $v'=0.4740$
 CCT: $T_c=6300K$ ($duv=0.00697$) Color Ratio: $R=0.134$ $G=0.810$ $B=0.055$
 Peak Wavelength: 449.2nm Half Bandwidth: 23.9nm
 Dominant Wavelength: 495.9nm Color Purity: 0.057
 CRI: $R_a=83.6$ TM30: $R_f=85$, $R_g=95$
 GAI: $GAI_BB_8=89.6$, $GAI_BB_15=94.1$, $GAI_EES=86.6$

R1 =81	R2 =87	R3 =92	R4 =84	R5 =82	R6 =83	R7 =89	R8 =71
R9 =8	R10=70	R11=83	R12=63	R13=83	R14=96	R15=76	

 Color Quality Scale: $Q_a=83.6$, $Q_f=83.7$, $Q_p=83.5$, $Q_g=91.9$

Q1 =85	Q2 =98	Q3 =81	Q4 =78	Q5 =83	Q6 =85	Q7 =87	Q8 =91
Q9 =97	Q10=88	Q11=85	Q12=85	Q13=84	Q14=72	Q15=77	




Photometric Parameters

Luminous Flux: 544.87 lm	Efficiency: 99.43 lm/W	Radiant Power: 1.742 W
EEI: 0.12	Energy Efficiency Class: A+ (EU 874-2012)	
PAR: 1.720 W	PPF: 7.739 $\mu\text{mol/s}$	R/B: 0.6
PF1: 2.174 $\mu\text{mol/s}(400\sim 500\text{nm})$	PF2: 3.643 $\mu\text{mol/s}(500\sim 600\text{nm})$	
PF3: 1.922 $\mu\text{mol/s}(600\sim 700\text{nm})$	PFfr: 0.139 $\mu\text{mol/s}(700\sim 800\text{nm})$	PPE: 1.412 $\mu\text{mol/s/w}$ PF: 7.881 $\mu\text{mol/s}$

Electric Parameters

Voltage: 12.000V	Current: 0.4568A	Power: 5.48W
Power Factor: 1.0000	Frequency: 0.00Hz	

Attachment 2: Instruction on how to removed the light source



Attachment 3: Equipment List

No.	Type	Manufacture	Model	Equipment ID	Next Calibration
714	Full-field Speed Goniophotometer	Everfine	GO-R5000	S1207714-YQ	2021-05-14
714a	High-accuracy Intelligent Photometer Head	Everfine	ID-1000_P-B/ID-1000_P-C	S1207714a-YQ	2021-05-14
714b	High-accuracy Digital Photometer Head	Everfine	ID-1000_P-B/ID-1000_P-C	S1207714b-YQ	2021-05-14
714c	High Accuracy Array Spectroradio Meter	Everfine	HAAS-2000	S1207714c-YQ	2021-05-14
714d	Standard Light Source	Everfine	D908	S1207714d-YQ	2021-05-14
714e	Digital Power Meter	Everfine	PF2010	S1207714e-YQ	2021-05-14
714f	Digital CC & CV DC Power Supply	Everfine	WY12010	S1207714f-YQ	2021-05-14
714g	Intelligent AC Power Source	Everfine	DPS1060	S1207714g-YQ	2021-05-14
624	DC Power Supply	Everfine	WY3010	S1108624-YQ	2021-05-14
1024a	Fast Spectroradio Meter	Sensing	SPR-3000	S16101024a-YQ	2021-05-14
525	Reference Lamp	Sensing	0.8422A (110V 100W)	S1004525-YQ	2021-05-14
1184	Digital Power Meter	YOKOGAWA	WT310E-C2-H/G5	S18101184-YQ	2021-05-14
508	Flash Photometer	Sensing	PR-110B	S1004508-YQ	2021-05-14
1022	DC Power Supply	Maynuo	M8853	S16101022-YQ	2021-05-14

- - End of report - -

Test Report PPP 11118B: 2021 Rev.00